

City Council Members

Jim Barnes
Renie Cooney
Stephen Glass
Don Hawkins



City Council Members

David Lusby
Mark Singer
Marvin Thompson
Chad Wallace

KAREN TINGLE-SAMES, MAYOR

Memorandum

June 27, 2008

To: Mayor Karen Tingle-Sames
Georgetown City Council

From: Michele M. Pogrotsky
Director of Finance

Re: Approved 2008-2009 Budget

Attached is the approved budget for the 2008-2009 fiscal year. The Mayor's original budget was amended, and the numbers throughout reflect those changes. The Finance Director's transmittal has not been changed to reflect the amended budget. The revenues budgeted in the General Fund are \$20,214,661 with expenditures budgeted at \$21,640,504. The Expenditures exceed the revenues by \$1.4 million.

There is also money from the Sanitation Fund that is budgeted in the General Fund to repay the purchase of the Herbie Curbie containers. The Sanitation Fees were increased from \$11 per residence to \$15 in the amended budget. An increase was also approved for the commercial users.

Other changes were money allocated to the non-profits, the short term disability for the employees and an increase in the life insurance to \$25,000 per employee. A pay increase of 3% for all employees was added. Several projects and capital items were removed. A few positions were unfunded.

Refunding of the debt service was included to reduce the difference between the revenues & expenditures. The total budget of all funds for the City is \$26 Million.





CITY OF GEORGETOWN

AMENDED BUDGET 2008-2009

KAREN TINGLE-SAMES, MAYOR

June 30, 2008



Table of Contents

Mayor's Message	Page 3
Finance Director's Transmittal	Pages 4-10
Form of Government	Page 11
Combined Budget Summary	Page 12
General Fund Revenue	Pages 13-14
Revenue Graph	Page 15
General Fund Overview	Page 16
Expenditure Graph	Page 17
General Government	Pages 18-20
Police Department	Pages 21-23
Public Works Department	Pages 24-27
Fire Department	Pages 28-30
Recycling Department	Pages 31-32
City Council	Pages 33-34
Building Inspection Department	Pages 35-37
Communications Department	Pages 38-40
City Clerk's Department	Pages 41-43
Landscaping Department	Pages 44-45
Joint Agencies	Page 46
Community Agencies / Economic Development	Page 47
Sanitation Fund	Pages 48-51
Solid Waste Fund	Page 52
Other Government Funds	Page 53
Cemetery Fund Revenues	Page 54
Cemetery Fund Expenditure	Pages 55-56
Community Programs Fund	Page 57
Cardome Fund Revenue	Page 58
Cardome Exensitures	Pages 59-61
Public Safety Fund	Page 62
Business Park Fund	Pages 63-64

To: Georgetown City Council
Citizens of Georgetown

From: Mayor Karen Tingle-Sames

Date: June 30, 2008

Subject: 2008-2009 Budget

Contained herein is the budget for the next fiscal year. It is a very lean, straight forward budget.

I did not believe it could be possible to have a tighter budget than we had last year, but this proposed budget suggest even more cuts. Many projects for the upcoming year will have to be postponed. Many people will be disappointed with this budget, but the City of Georgetown is not alone this year with the budget problems we are facing.

It was my goal for our expenditures to not exceed our revenues in the budget that I presented, but the City's current financial status does not allow me to do that. The attached budget does not reflect a perfect world, but it does give us a foundation to go forward from where we are and provide the necessary services for the City.

Finance Director's Transmittal

In accordance with the City of Georgetown's Budget Ordinance, the Mayor with the assistance of her Department Directors and the Finance Department Staff has prepared the recommended budget for the fiscal year ending in 2009, and hereby submit it to the City Council Members for their review and approval.

The General Fund's operating revenues are budgeted at \$20.7 Million and operating expenditures at \$22.7 million with a net decrease to the fund balance of \$2 million. The City's main source of revenue is from the occupational and net profit taxes. These are budgeted with a 8% decrease from estimated fiscal year ending 2008 receipts and a 23% decrease from the amount budgeted in 2008. The net profits have declined and they are expected to remain at 2 million for the 2008-2009 fiscal year. Occupational taxes are estimated to remain constant at 10 million. The total estimated net profits are budgeted, but at a much lower conservative amount. During this budget year, monthly financial oversight is of the utmost importance. Because the expenditures and transfers to the other funds exceed the revenues by more than 3.7 million in the 2007 fiscal year and the estimate for the 2008 fiscal year end is over 1 million, this is more important than in past years. There is an expected increase in property taxes due to the addition of property, but currently this is an unknown amount and was not budgeted. During the first two quarters, the City should evaluate their financial situation to determine if any adjustments are needed. The City has Certificates of Deposit of \$2.6 million which serves as the City's savings or reserves. Depending on the cash flows of the City, a portion of these may be needed to operate. There are three (3) new revenue sources for the General Fund. The City will now receive CMRS (Commercial Mobile Radio Service) Funding that is collected by the wireless carriers. These are estimated at \$160,000, and will be included when sharing the expenditures with the County. A Garbage Franchise Fee is included at \$100,000 and a Sewer Assessment Fee at \$400,000. Both of these are contingent upon approval of the City Council. Also proposed is a 3% increase to the alcohol tax that will need council approval.

The Sanitation Fund has revenues included in this budget that are new. An increase in the sanitation fees from \$8 to \$11 for the residential is proposed. This is a 37.5% increase. The proposed increase for the business customers is 50%. The rates vary depending on the type of business, but all received the same percentage increase. This also is contingent upon approval by the City Council.

The expenditures included in preparing the budget are \$13.7 million for all salaries and benefits in the General Fund, Public Safety Fund, Sanitation Fund, Cemetery Fund, and the Cardome Fund. The debt service payments total \$1.8 million. These are accounted for in the General Fund, Solid Waste Fund, and the Business Park Fund. The funds transferred to the County and the other governmental agencies that require the City's support total \$3.7. These three categories total \$19.2 million prior to any allocations to daily operations in the City Departments or transferred to the other funds to fund those operations. The City will provide Medical, Dental, Life, and Retirement Benefits to all full-time employees. The medical insurance increased 6% for the City and the dental insurance 10%. The City provides medical and dental coverage for the employees, their children, and their spouses with no cost to the employees.

Many employees voiced their preference to keep the full family coverage over a pay increase, if there had to be a choice. Because of the lack of revenues to cover our expenses, there are no pay increases included in the budget. The hazardous duty retirement that is paid on all full-time employees for this budget is 31.99% and the non-hazardous is 15.58%. In preparing the budget, overtime hours and additional hours allocated to the Departments were reviewed. The overtime was cut in all departments which is why some of the departments show a decrease in personnel services. Some part-time positions and full-time positions were also not funded in an effort to balance the budget. The following information is provided by Fund to give an overview of the expenditures that are included in the budget.

General Fund

The services provided to operate the City for the Citizens of Georgetown are reported by departments in the General Fund. Included are General Government, Police Services, Public Works, Fire Services, Recycling, Landscaping, Communications, and Building Inspection. The City Clerk's and the City Council's budgets are also included with the payments to the joint agencies that the City funds with the Scott County Fiscal Court. The contributions that are made to Scott County Senior Citizens, Georgetown Scott County Museum and contributions for economical development are in this fund. Debt Service is paid from this fund and transfers are made to supplement the operations of the other Governmental Funds and the Solid Waste Enterprise Fund.

General Government

The Mayor's Office, City Attorney's Office, Finance Department, and Human Resource Department are included under General Government. This section accounts for the executive and administrative activities. Total expenditures budgeted for this department are \$2.9 million. The Human Resource Director will continue approving the travel and training for all departments and the Computer Specialist will be involved in recommending all computer purchases. Both are accounted for in General Government. This should continue to improve the controls in both areas and provide a savings to the City. There are a few capital items listed under general government. Included are matching funds for a Main Street Grant if the City was selected. The sidewalk replacement and storm water grant projects are also included.

Police Department

The City of Georgetown's Police Department is responsible for preserving the peace, protecting life and property, preventing crime, and enforcing federal and state laws and city ordinances. Because of the budget constraints and economic changes, the Police Department did not request any vehicles to continue with their on going replacement program. The initial construction cost for the new Police Station for architect design work and demolition are included. The initial funds will be provided through a bond lease to include the total cost for the new building. Total expenditures for the Police Department are \$5 million.

Public Works

The City's Public Works Department serves many functions for the City. The total cost to operate the department is \$1.5 million. The administration is responsible for planning, organizing, directing, and controlling the operations department. Road maintenance is responsible for the roads and streets which include the street lights, signage, storm drainage, construction, snow removal, and clean up of the city's festivals and parades, and maintenance of the City's facilities. The Public Work's Director also oversees Beautification, Recycling, and the Cemetery. The Departments share many of the same responsibilities and can operate under one umbrella. This allows for improved efficiency and reduces overtime and temporary employees. The City Engineer's office is located at Public Works and his budgetary needs are included with Public Works. Included for capital projects in Public Works are funds to continue the mandated Storm Water Projects, sidewalk replacement projects, and the parking lot replacement at the Public Works site. The cost will be shared with the Sanitation Department in the Sanitation Fund. The Storm Water Grant project located at the parking lot by Fire Station 1 is also included. There is an in-kind contribution required by the City, but the monetary needs are provided by the grant. Monies have also been budgeted to mediate the old City Garage Parking Lot located behind City Hall. This is planned to be done concurrently with the demolition at the Police Department and that should yield a savings. Funds are also included for a lease payment for a bulldozer. The payments will be divided over 5 fiscal years and is a better use of the City's cash flow.

Fire Department

Georgetown's Fire Department has implemented the incident command and management system to not only manage emergency responses but to also manage the day to day activities of the department. The functions of the departments are emergency responses, training, inspections of businesses, preplan responses of business (fire), car seat education and installation assistance, fire education and prevention activities, and maintenance of stations and apparatus. Total expenditures of personnel, benefits, material services and capital items are \$4.1 million. The nine (9) new firemen that are partially funded with the Safer Grant are not included in the salary and benefit line items in the General Fund but in the Public Safety Fund. The amount being transferred to the Public Safety Fund from the General Fund is \$389,458 for the City's share of the grant. The total cost for the Fire Department in the Public Safety Fund is \$631,648. There are no Capital items in the Fire Departments Budget, but the Department is seeking grant monies for a fire truck and fire equipment.

Recycling

The collection, processing, and transportation of recycled goods are the responsibilities of this department. Scott County Fiscal Court shares this program with us 50/50. The cost to operate the department is \$243,341. Recycling is included under the management of the Public Works Department.

City Council

The City Council is the City's Legislative Body that represents the citizens of Georgetown. They enact all ordinances, appropriate funds, and establish all policies for the City. The proposed budget of the Council is for Personnel Services and the total is \$92,929. There are no benefits budgeted for the City Council.

Building Inspection

Building Inspection is a joint program with Scott County Fiscal Court that is operated through the City Budget. The expenditures are shared 50/50. The department is responsible for issuing building permits and inspecting building sites in accordance with applicable regulations. There are no Capital Expenditures budgeted. The Department's total budget is \$646,938.

Telecommunications

Telecommunications is also shared 50/50 with the Scott County Fiscal Court but operated through the City Budget. The total cost for the department is \$1.099 million. There are no Capital Expenditures budgeted.

City Clerk

The City Clerk's total budget is \$195,246. There are no Capital projects in this Department.

Landscaping

Landscaping is responsible for the maintenance of public lands and right of ways. This includes mowing and planting. The budget is \$265,300 and includes \$5,000 for Equipment and \$5,000 for repairs on the Log Cabins. This Department is also included under Public Works.

Joint Agencies

The agencies that are independently operated by a board or by the Scott County Fiscal Court but shared by the City are Parks and Recreation, Planning and Zoning, Georgetown Scott County EMS, Georgetown Scott County Emergency Management Agency and Office of Homeland Security, and the Animal Shelter. Included in Parks and Recreation are the operations of the Pavilion, the Ed Davis Learning Center, the new outdoor Aquatic Center and the Youth Center. The total amount budgeted for these agencies is \$3.6 million.

Community Service Agencies

The total requested from the Community Service Agencies for the budget was over \$260,000 but with budget restrains and reductions required in the City Departments there was not money to allocate to the Agencies this year.

All of the non-profits play an important role in our community, but without cutting City services to the Citizens these programs could not be funded. Monies were budgeted for the Senior Citizens Center at the same level as last year.

Economical Development

Several agencies that had been funded under the Community Service Agencies were moved under Economic Development to better define their mission. The total amount included for these agencies was \$108,000.

Transfers

Transfers from the General Fund total over \$2 million. The Solid Waste Fund, Cemetery Fund, Public Safety Fund, Cardome Fund, Business Park Fund, and the Streetscape Grant in the Main Street Fund require transfers from the General Fund to operate. With the additional revenue in the Sanitation Fund, a transfer this fiscal year is not needed.

Solid Waste receives revenue from the sale of the landfill, but a transfer is needed to cover the debt service for the Briar Hill project and to maintain the landfills. The State of Kentucky also requires \$55,000 to be budgeted for emergencies if needed. The transfer to the Solid Waste Fund is \$679,195.

The Cemetery receives revenue from the sale of lots and services and interest from the Cemetery Trust. The excess of the expenditures over the revenue is divided between the City and Scott County Fiscal Court. The budgeted transfer for the Cemetery Fund is \$67,343.

The Public Safety Fund accounts for the grants received for the Police and Fire Departments. A transfer is needed to cover the percent that the City is responsible for on the Safer Grant that provided the nine (9) additional firemen. The budgeted amount is \$389,458.

The Cardome Fund accounts for the operation of Cardome Centre. The revenues are limited in this fund, so a transfer of \$493,273 is needed to balance this fund.

The Business Park Fund receives revenue from the sale of property, but transfers are needed to cover any current year deficits in the fund. The amount needed for the transfer is \$411,200.

Enterprise Funds

The City of Georgetown has two (2) Enterprise Funds in the accounting structure. These are business type funds that have revenues and should not depend on the General Fund for transfers.

Sanitation Fund

In the Sanitation Fund, the total expenditures are \$ 1.3 million. There is an increase in the Sanitation Fees that was discussed at the beginning of this transmittal. With the increase, a transfer from the General Fund was not needed. The Herbie Program that started during the 2006-2007 Fiscal Year will be finished during the 2007-2008 fiscal year, so no additional containers are included in this budget. One (1) garbage truck is included to be purchased through a five (5) year lease.

Solid Waste Fund

The Solid Waste Fund accounts for the maintenance for the landfills and to pay the debt on the Briar Hill Projects. Total Debt Service Payments for the budgeted year are \$371,546. Revenue from the sale of the landfill is recorded in this account and is estimated at \$190,000 in this budget.

Special Revenue Funds**MAP Funds**

The Municipal Aid Fund accounts for the revenue from the Commonwealth of Kentucky for the purpose of maintaining and paving the streets. Revenues are estimated at \$339,286 with expenditures budgeted the same. During the 2007-2008 fiscal year, the City entered into a Memorandum of Agreement with the State of Kentucky to put 3% of the City's Funds in an emergency fund with the state. The funds would then be available if needed. Through this agreement, payment for the current year is received in two (2) lump sum payments instead of monthly.

LGEA Fund

The LGEA accounts for the revenue from the Commonwealth of Kentucky for the purpose of street maintenance and public safety.

Drug Fund

The Drug Fund accounts for Federal and State Money that is received with specific guide lines for spending. The funds must also carry over from one year to another. There is a carry forward from previous years and there is expected revenue.

Cemetery Fund

The Cemetery Fund accounts for the operation of the City's cemetery. Expenditures are budgeted at \$309,686. The amount that expenditures exceed revenue is divided by the City and County. The City's portion is transferred from the General Fund.

Cardome Fund

The Cardome Fund accounts for the revenues and expenditures of the Cardome Centre. Expenditures are budgeted at \$567,273. There are no Capital Projects in the Cardome Fund.

Public Safety Fund

The Public Safety Fund accounts for Grants for the Police Department and the Fire Department. The Nine Firefighters' salaries and benefits under the Safer Grant are included. A transfer from the General Fund of \$389,458 is for the City's percentage of the grant. At the current time, this is the only known grant included in the budget. There is a Homeland Security Grant and the Swift Water Grant for the Fire Department that the City may need to amend the budget, if they carry over to the New Year.

Community Programs Fund

Community Programs Fund does not have any projects budgeted. The Senior Citizen Grant and the Japanese Garden Grant should be completed by the beginning of the new fiscal year.

Business Park Fund

The Business Park Fund accounts for the property sales and the ongoing development and maintenance at the Lane's Run Business Park. The new road and sewer construction should be complete before this fiscal year. There are property sales over \$700,000 estimated for the 2007-2008 year. The Business Park's new addition is a college under KCTCS. This will be a wonderful asset for the Business Park and the City of Georgetown. If monies are needed in conjunction with the additional sale of property, the budget can be amended. A transfer will be made from the General Fund to cover the debt service in the Business Park.

CITY OF GEORGETOWN
Mayor City Council Form of Government
2008-2009

Executive

Mayor
Karen Tingle-Sames

Legislative

Council Members

Jim Barnes
Renie Cooney
Stephen Glass
Don Hawkins
David Lusby
Mark Singer
Marvin Thompson
Chad Wallace

City Clerk

Sue Lewis

ESTIMATED COMBINED BUDGET SUMMARY FISCAL YEAR 2008-2009

FUND	ESTIMATED BEGINNING FUND BALANCE	ESTIMATED REVENUE	ESTIMATED EXPENDITURES	ESTIMATED ENDING FUND BALANCE
GENERAL FUND	\$ 5,184,000	\$ 20,214,661	\$ 21,640,504	\$ 3,758,157
SANITATION FUND	\$ -	\$ 1,644,828	\$ 1,154,811	\$ 490,017
SOLID WASTE FUND	\$ 2,165,434	\$ 595,793	\$ 595,793	\$ 2,165,434
MUNICIPAL AID FUND	\$ 200,000	\$ 339,286	\$ 339,286	\$ 200,000
LGEA FUND	\$ 5,000	\$ 18,500	\$ 18,500	\$ 5,000
DRUG FUND	\$ 106,725	\$ 51,600	\$ 50,000	\$ 108,325
CEMETERY FUND	\$ 49,000	\$ 315,766	\$ 315,766	\$ 49,000
CARDOME	\$ -	\$ 578,575	\$ 578,575	\$ -
PUBLIC SAFETY FUND	\$ -	\$ 620,380	\$ 620,380	\$ -
MAIN STREET FUND	\$ -	\$ 235,000	\$ 235,000	\$ -
BUSINESS PARK FUND	\$ 100,000	\$ 461,987	\$ 461,987	\$ 100,000
TOTALS	\$ 7,810,159	\$ 25,076,376	\$ 26,010,602	\$ 6,875,933

GENERAL FUND

	ACTUAL 2006-2007	BUDGET 2007-2008	ESTIMATED 2007-2008	BUDGET 2008-2009	INCREASE DECREASE
Revenue Classifications					
Property Taxes - Current	881,649	950,000	950,000	965,000	15,000
Motor Vehicle Tax	251,002	275,000	275,000	275,000	-
Delinquent Taxes	25,936	23,500	23,500	25,000	1,500
Local Deposit Franchise	50,977	51,000	51,000	51,000	-
Garbage Franchise Fees	0	0	0	100,000	100,000
Transfer In From Sanitation Fund	0	0	0	490,017	490,017
Regulatory Fees	35,867	35,000	38,000	65,000	30,000
Revenue Commission	13,871,208	16,500,000	13,784,411	12,681,950	(3,818,050)
Building Permits	281,404	293,324	225,000	200,000	(93,324)
Electrical Permits	111,679	110,000	110,000	105,000	(5,000)
Burn Permits	450	500	500	500	-
Haz Mat Revenue	0	0	1,500	0	-
Insurance License Fees	1,827,825	1,780,000	1,828,000	1,826,309	46,309
Franchise - K.U.	312,061	380,000	400,000	380,000	-
Franchise - Other	164,627	200,000	48,000	48,000	(152,000)
Telecommunications Tax	0	0	102,264	102,623	102,623
Court Fines - Commonwealth of KY	0	0	75,000	50,000	50,000
Code Enforcement Fines	4,695	5,000	5,000	5,000	-
Animal Control	140	0	0	0	-
Penalty - Interest - Property Tax	12,811	10,000	15,000	15,000	5,000
Rental Income	3,600	3,600	0	0	(3,600)
Rental Income-Sprint	12,000	12,000	24,000	24,000	12,000
Rental Income-Verizon	0	0	0	12,000	12,000
Interest Collected	154,476	90,000	130,000	90,000	-
State Grants / Police Incentive	172,126	207,494	199,000	207,494	-
State Grants / Fire Incentive	208,793	224,094	224,094	224,094	-
State Grant / N. Elkhorn	0	0	17,384	456,226	456,226
PD Highway Safety Grant	4,357	0	0	0	-
Grants - Other	7,538	0	11,534	0	-
Grants-Traffic Study	0	0	125,000	0	-
Miscellaneous	115,336	5,000	56,126	5,000	-
Surplus Sale	0	0	0	35,000	35,000
Donations - PD - Community Relations	7,926	5,000	5,000	5,000	-

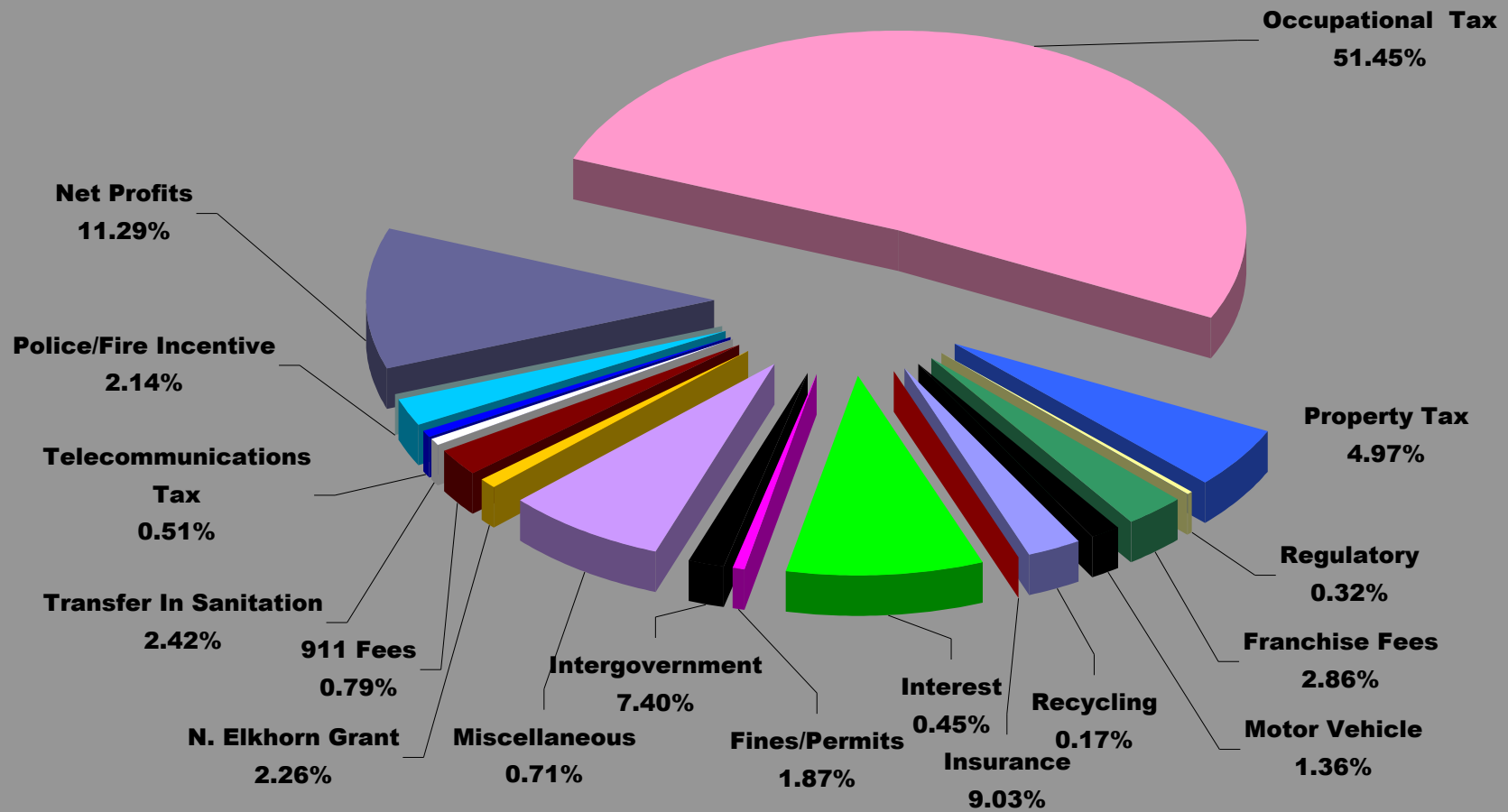
CONTINUED....

	ACTUAL 2006-2007	BUDGET 2007-2008	ESTIMATED 2007-2008	BUDGET 2008-2009	INCREASE DECREASE
Fire Conference	12,357	15,000	0	0	(15,000)
Sale of Property	0	0	710,000	0	-
Insurance Proceeds - General Government	98,334	0	34,384	0	-
Workers Comp Reimbursement	6,645	0	10,000	0	-
Miscellaneous Income - Canewood	7,038	7,021	7,021	7,021	-
Cherry Blossom Street Lights	0	0	2,273	6,819	6,819
Street Cutting	95	0	63	100	100
Police Services	62,003	48,000	48,000	48,000	-
Parking Fees	0.00	18,000.00	18,000.00	18,000.00	-
Recycling Center Revenue	33,073	35,000	35,000	35,000	-
Intergovernment: City Building Inspection	285,901	336,630	298,300	282,039	(54,591)
Intergovernment: City Dispatch	473,356	550,351	520,583	455,173	(95,178)
Intergovernment: City Capital Project	1,238,506	200,000	0	0	(200,000)
Intergovernment: City Recycling	130,554	138,100	125,314	108,296	(29,804)
Intergovernment: HR Wages	7,387	0	0	0	-
Intergovernment: Ambulance	491,304	500,000	500,000	650,000	150,000
Communications: CMRS Funding	0	0	0	160,000	160,000
Loan Proceeds	1,250,387	0	0	0	-
TOTAL	22,616,309	23,008,614	21,033,251	20,214,661	-2,793,953

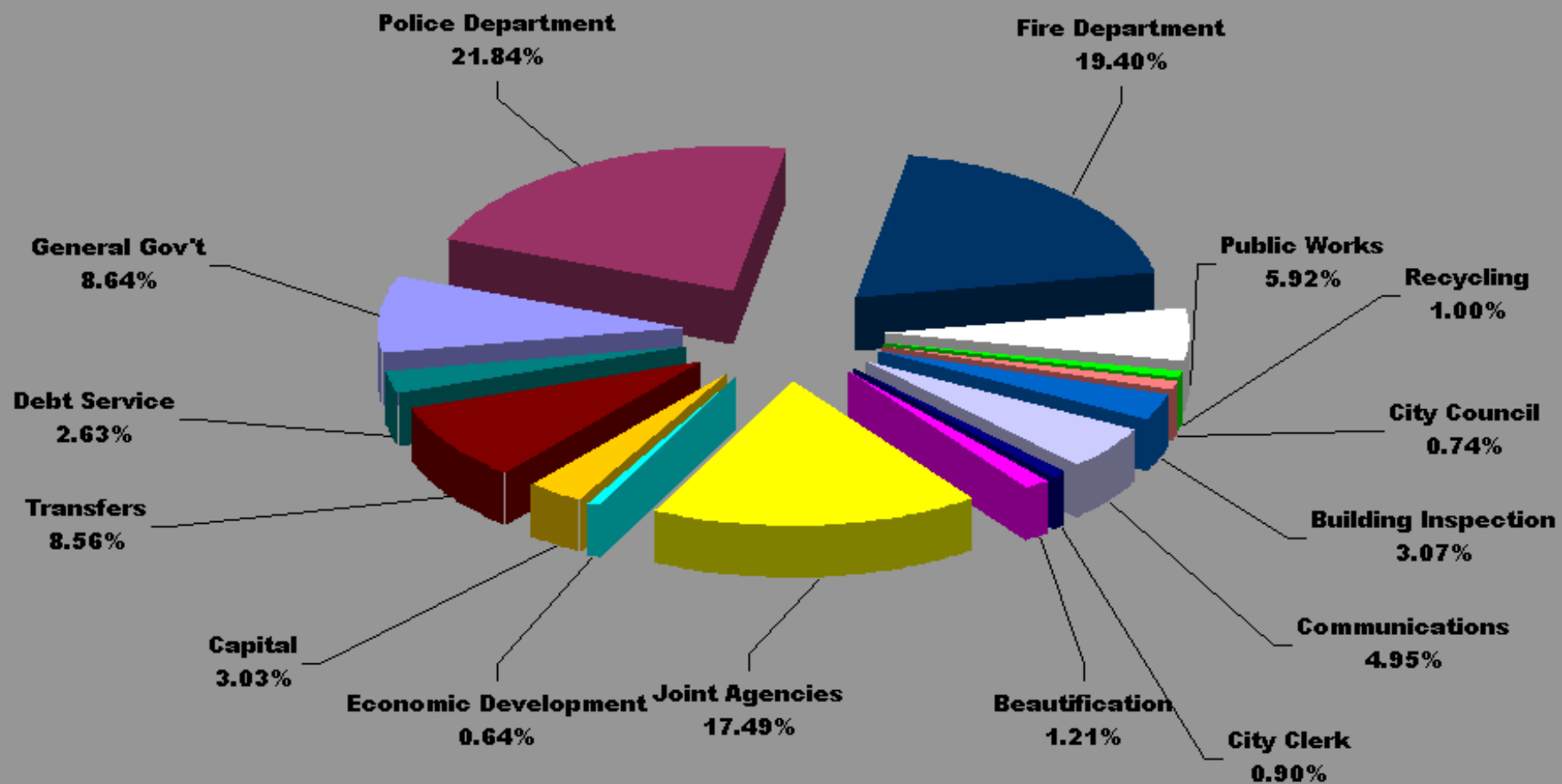
The City's Revenue is estimated with a \$2.3 million decrease when compared to the 2007-2008 Budget. The income from the Revenue Commission is budgeted at \$12.6 million with the occupational tax representing 82% or \$10.4 and the net profits at 18% or \$2.2.

Intergovernment Revenue is the payments from Scott County Fiscal Court for the joint departments that the City funds. The payments the City makes to the county are included in the joint department's expenses.

City of Georgetown Revenue Distribution



GENERAL FUND					
EXPENDITURE CLASS	ACTUAL EXPENDITURES 2006-2007	BUDGET EXPENDITURES 2007-2008	ESTIMATED 2007-2008	BUDGET 2008-2009	BUDGET INCREASE / DECREASE
Personnel Services	7,102,330	7,464,303	7,012,688	7,230,874	(233,429)
Employee Benefits	4,144,369	4,597,722	4,339,137	4,474,036	(123,686)
Materials & Services	2,821,082	2,896,286	2,774,160	2,937,362	41,076
Transfers	2,393,293	2,532,780	2,006,468	1,851,440	(681,340)
Capital	3,738,464	984,385	1,174,749	588,836	(696,549)
Community Services / Economic Dev	417,375	214,000	176,000	307,200	(3,800)
Joint Agencies	3,388,295	3,698,529	3,815,687	3,681,865	60,336
Debt Service	1,166,639	1,023,780	987,780	568,892	(454,888)
TOTALS	25,171,847	23,411,785	22,286,670	21,640,505	(2,092,280)
<div> <div> Transfers: Public Safety: \$378,190 Sanitation: \$0 Solid Waste: \$404,642 Cemetery: \$72,047 Cardome: \$499,574 Bus Park: \$461,987 Streetscapes Grant Match: \$35,000 </div> <div> Debt Service: Refunding Loan: \$242,524 Fire Station & Other Property: \$150,915 Aquatic Center: \$175,453 </div> </div>					



City of Georgetown Expenditure Distribution

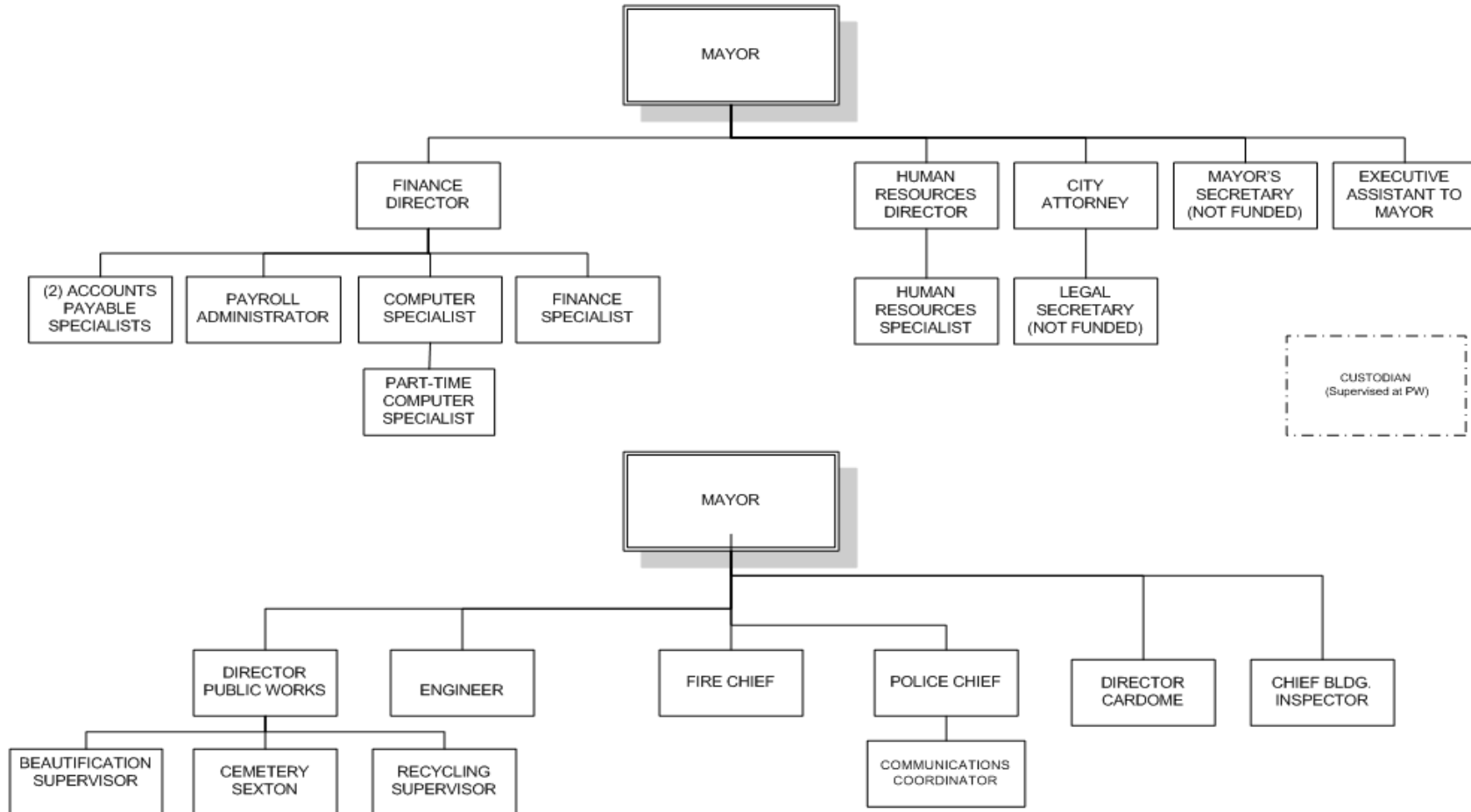
GENERAL GOVERNMENT

EXPENDITURE CLASS	ACTUAL EXPENDITURES 2006-2007	BUDGET EXPENDITURES 2007-2008	ESTIMATED 2007-2008	BUDGET 2008-2009	BUDGET INCREASE / DECREASE
Personnel Services	644,656	639,573	613,500	554,755	(84,818)
Employee Benefits	244,695	247,153	227,454	222,696	(24,457)
Materials & Services	1,052,996	1,099,432	991,833	1,092,972	(6,460)
Transfers	-	-	-	-	-
Capital	2,882,425	489,600	842,528	471,226	(18,374)
Debt Service	480,305	498,124	498,124	200,979	(297,145)
TOTALS	5,305,077	2,973,882	3,173,439	2,542,628	(431,254)

OPERATING BUDGET						
GENERAL GOVERNMENT						
	2006 - 2007		2007 - 2008		2008 - 2009	
Position or Title	Number	Salary Totals	Number	Salary Totals	Number	Salary Totals
PERSONNEL COSTS		644,656		639,573		554,755
Mayor	1		1		1	
Administrative Staff	12		12		12	
1 Executive Assistant to Mayor						
1 Finance Director						
1 Payroll Administrator						
2 Accounts Payable Specialist						
1 Finance Specialist						
1 Human Resource Director						
1 Human Resource Specialist						
1 Computer Specialist						
1 City Attorney						
1 Custodian (Shown on Public Works Chart)						
1 Part Time (Computer)						
Un-Funded Staff	3		3		3	
1 Part Time (Mayor's Liaison)-Not Funded						
1 Part Time (Not Funded)						
1 Mayor's Secretary (Not Funded)						
1 Legal Secretary (Not Funded)						
TOTALS	16	644,656	16	639,573	16	554,755
2008-2009 BUDGET						

**CITY OF GEORGETOWN
GENERAL GOVERNMENT**

16 EMPLOYEES



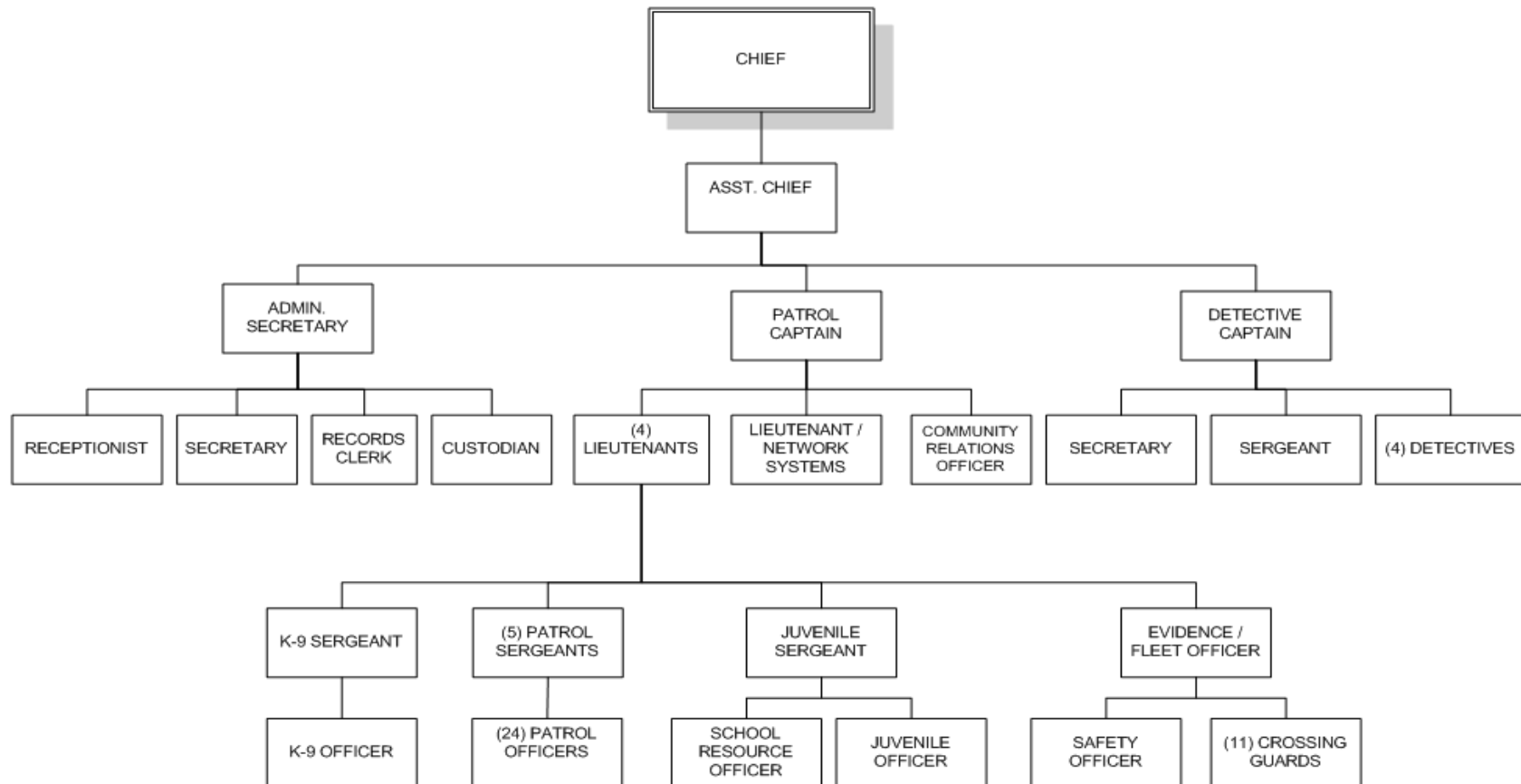
POLICE DEPARTMENT

EXPENDITURE CLASS	ACTUAL EXPENDITURES 2006-2007	BUDGET EXPENDITURES 2007-2008	ESTIMATED 2007-2008	BUDGET 2008-2009	BUDGET INCREASE / DECREASE
Personnel Services	2,271,285	2,473,283	2,276,658	2,513,198	39,915
Employee Benefits	1,407,313	1,618,710	1,497,650	1,629,700	10,990
Materials & Services	736,148	582,175	566,637	582,726	551
Transfers	-	-	-	-	-
Capital	236,793	100,000	15,000	-	(100,000)
Debt Service	-	-	-	-	-
TOTALS	4,651,539	4,774,168	4,355,945	4,725,624	(48,544)

OPERATING BUDGET						
POLICE DEPARTMENT						
	2006 - 2007		2007 - 2008		2008 - 2009	
Position or Title	Number	Salary Totals	Number	Salary Totals	Number	Salary Totals
PERSONNEL COSTS		2,271,285		2,473,283		2,513,198
Police Chief	1		1		1	
Assistant Police Chief	1		1		1	
Sergeant	9		9		8	
Lieutenant	5		5		5	
Captain	2		2		2	
Patrol Officers	32		32		33	
Safety Officer	1		1		1	
Administration Staff	6		6		6	
1 Administrative Secretary						
1 Receptionist						
1 Records Clerk						
2 Secretaries						
1 Custodian						
Part Time Staff	11		11		11	
11 Crossing Guards						
TOTALS	68	2,271,285	68	2,473,283	68	2,513,198
2008-2009 BUDGET						

CITY OF GEORGETOWN POLICE DEPARTMENT

68 EMPLOYEES



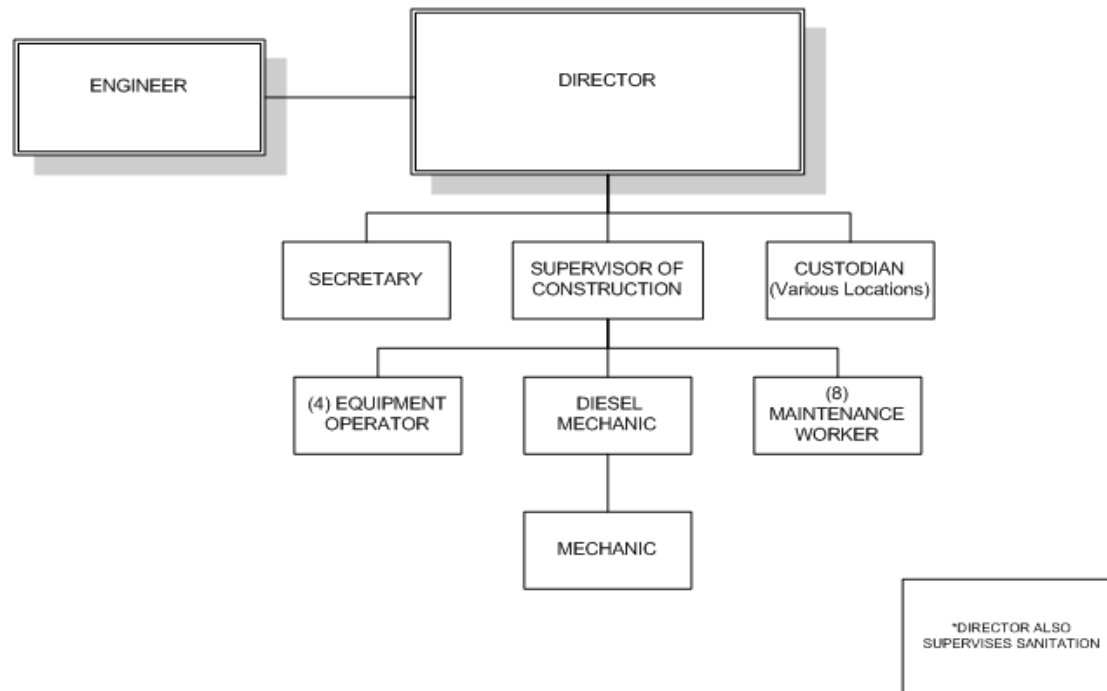
PUBLIC WORKS

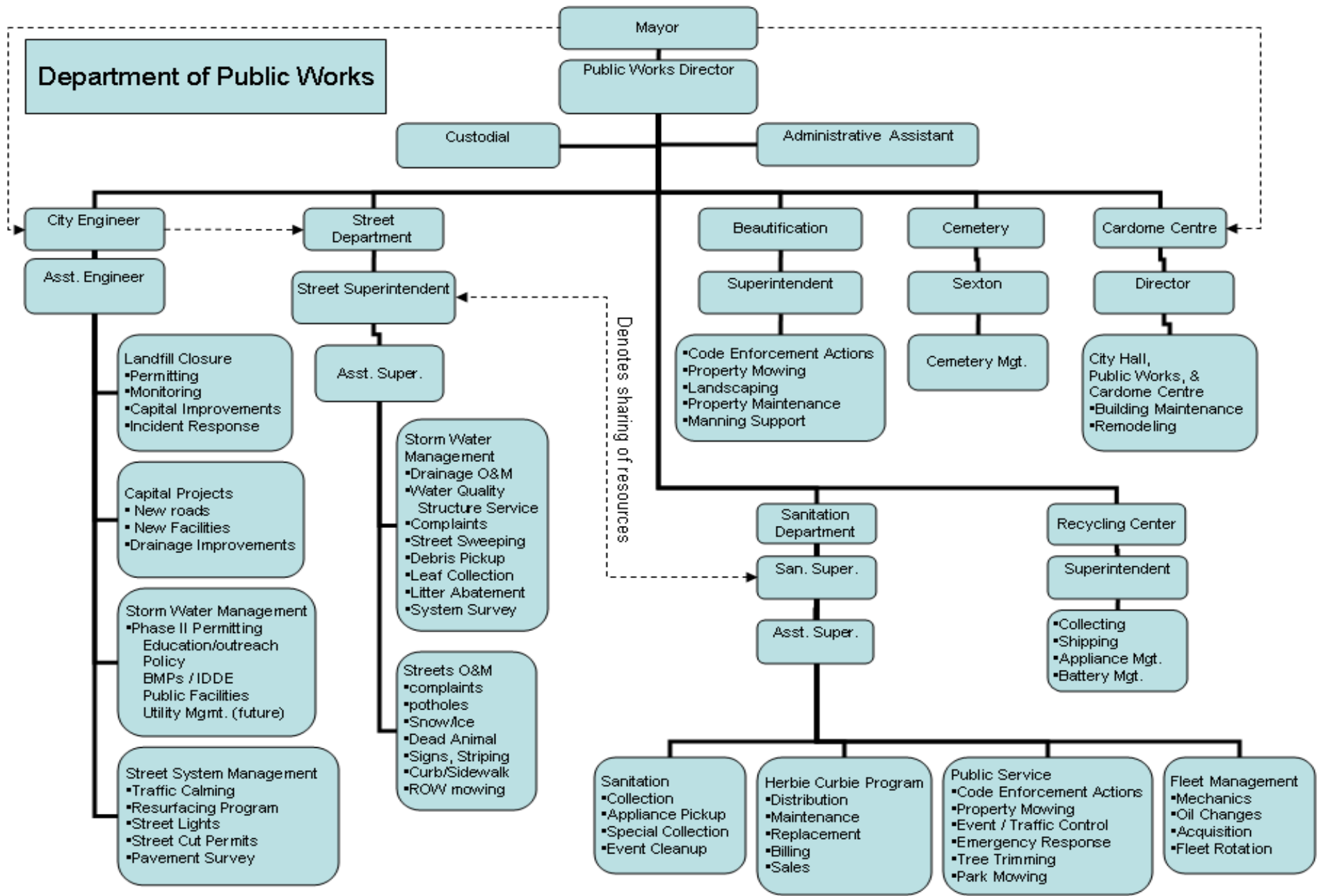
EXPENDITURE CLASS	ACTUAL EXPENDITURES 2006-2007	BUDGET EXPENDITURES 2007-2008	ESTIMATED 2007-2008	BUDGET 2008-2009	BUDGET INCREASE / DECREASE
Personnel Services	512,798	634,341	624,604	618,531	(15,810)
Employee Benefits	335,750	401,153	386,780	381,849	(19,304)
Materials & Services	175,573	252,409	245,131	280,171	27,762
Transfers	-	-	-	-	-
Capital	139,700	-	-	82,610	82,610
Debt Service	-	-	-	-	-
TOTALS	1,163,822	1,287,903	1,256,515	1,363,161	75,258

OPERATING BUDGET						
PUBLIC WORKS						
	2006 - 2007		2007 - 2008		2008 - 2009	
Position or Title	Number	Salary Totals	Number	Salary Totals	Number	Salary Totals
PERSONNEL COSTS		512,798		634,341		618,531
Director	1		1		1	
Engineer	0		1		1	
Supervisor of Construction	1		1		1	
Equipment Operator	4		4		4	
Maintenance	8		8		8	
Mechanic	2		2		2	
Secretary	1		1		1	
Engineer Intern	1		1		1	
TOTALS	18	512,798	19	634,341	19	618,531
2007-2008 BUDGET						

**CITY OF GEORGETOWN
PUBLIC WORKS**

18 EMPLOYEES





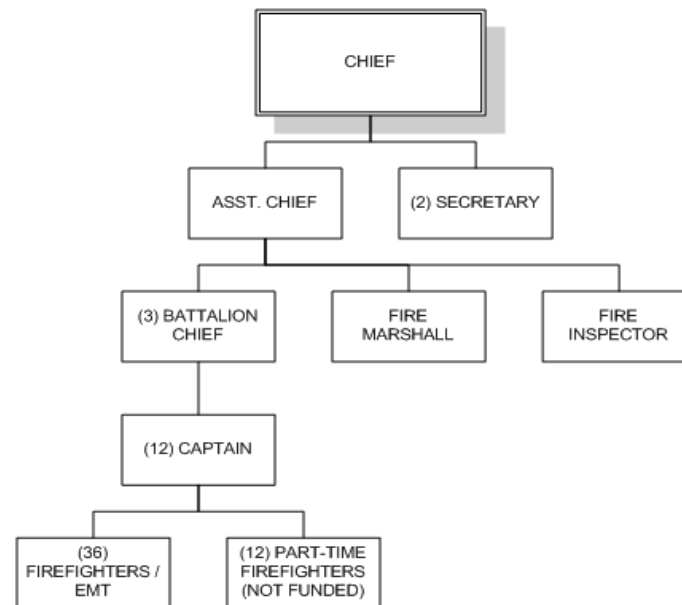
FIRE DEPARTMENT

EXPENDITURE CLASS	ACTUAL EXPENDITURES 2006-2007	BUDGET EXPENDITURES 2007-2008	ESTIMATED 2007-2008	BUDGET 2008-2009	BUDGET INCREASE / DECREASE
Personnel Services	2,321,734	2,261,489	2,267,755	2,268,970	7,481
Employee Benefits	1,433,612	1,526,126	1,525,064	1,514,627	(11,499)
Materials & Services	403,202	407,150	396,655	414,230	7,080
Transfers	-	-	-	-	-
Capital	59,179	15,000	222	25,000	10,000
Debt Service	-	-	-	-	-
TOTALS	4,217,727	4,209,765	4,189,696	4,222,827	13,062

OPERATING BUDGET						
FIRE DEPARTMENT						
	2006 - 2007		2007 - 2008		2008 - 2009	
Position or Title	Number	Salary Totals	Number	Salary Totals	Number	Salary Totals
PERSONNEL COSTS		2,321,734		2,261,489		2,268,970
Fire Chief	1		1		1	
Assistant Fire Chief	1		1		1	
Battalion Chief	3		3		3	
Captain	12		12		12	
Fire Marshall / Inspector	2		2		2	
Code Enforcement	1		0		0	
Animal Control Officer	1		0		0	
Firefighter / EMT	27		36		36	
Staff						
2 Secretaries	2		2		2	
The nine (9) fire fighters hired with the safer grant are budgeted in the Public Safety Fund. The cost share from General Fund is shown under transfers.						
12 Part Time Firefighters (Not Funded)	12		12		12	
TOTALS	62	2,321,734	69	2,261,489	69	2,268,970
2008-2009 BUDGET						

**CITY OF GEORGETOWN
FIRE DEPARTMENT**

69 EMPLOYEES



RECYCLING					
EXPENDITURE CLASS	ACTUAL EXPENDITURES 2006-2007	BUDGET EXPENDITURES 2007-2008	ESTIMATED 2007-2008	BUDGET 2008-2009	BUDGET INCREASE / DECREASE
Personnel Services	147,071	110,759	89,000	88,061	(22,698)
Employee Benefits	77,083	84,701	75,854	69,916	(14,785)
Materials & Services	36,962	72,740	67,986	58,614	(14,126)
Transfers	-	-	-	-	-
Capital	-	8,000	8,000	-	(8,000)
Debt Service	-	-	-	-	-
TOTALS	261,116	276,200	240,840	216,591	(59,609)

OPERATING BUDGET						
RECYCLING						
	2006 - 2007		2007 - 2008		2008 - 2009	
Position or Title	Number	Salary Totals	Number	Salary Totals	Number	Salary Totals
PERSONNEL COSTS		147,071		110,759		88,061
Supervisor	1		1		1	
Recycling Worker	2		2		2	
Part Time	4		2		2	
Part Time (Not Funded)	0		2		2	
TOTALS	7	147,071	7	110,759	7	88,061
2008-2009 BUDGET						

CITY COUNCIL

EXPENDITURE CLASS	ACTUAL EXPENDITURES 2006-2007	BUDGET EXPENDITURES 2007-2008	ESTIMATED 2007-2008	BUDGET 2008-2009	BUDGET INCREASE / DECREASE
Personnel Services	77,003	81,468	85,000	84,791	3,323
Employee Benefits	84,639	81,884	80,381	75,335	(6,549)
Materials & Services	-	-		-	-
Transfers	-	-		-	-
Capital	-	-		-	-
Debt Service	-	-	-	-	-
TOTALS	161,642	163,352	165,381	160,126	(3,226)

OPERATING BUDGET						
CITY COUNCIL						
	2006 - 2007		2007 - 2008		2008 - 2009	
Position or Title	Number	Salary Totals	Number	Salary Totals	Number	Salary Totals
PERSONNEL COSTS		77,023		81,468		84,791
Elected Officials	8		8		8	
TOTALS	8	77,023	8	81,468	8	84,791
2008-2009 BUDGET						

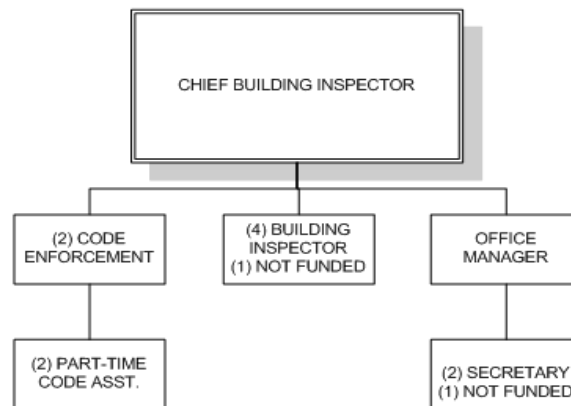
BUILDING INSPECTION

EXPENDITURE CLASS	ACTUAL EXPENDITURES 2006-2007	BUDGET EXPENDITURES 2007-2008	ESTIMATED 2007-2008	BUDGET 2008-2009	BUDGET INCREASE / DECREASE
Personnel Services	335,843	394,898	308,000	333,348	(61,550)
Employee Benefits	161,405	180,902	160,183	170,549	(10,353)
Materials & Services	214,751	227,261	179,861	160,180	(67,081)
Transfers	-	-	-	-	-
Capital	-	52,785	-	-	(52,785)
Debt Service	-	-	-	-	-
TOTALS	711,999	855,846	648,044	664,077	(191,769)

OPERATING BUDGET						
BUILDING INSPECTION						
	2006 - 2007		2007 - 2008		2008 - 2009	
Position or Title	Number	Salary Totals	Number	Salary Totals	Number	Salary Totals
PERSONNEL COSTS		335,843		394,898		333,348
Chief Building Inspector	1		1		1	
Building Inspector	4		4		3	
Code Enforcement	1		2		2	
Secretary	2		2		1	
Office Manager	0		1		1	
(2) Part Time Seasonal Workers	0		2		2	
Building Insepctor (Not Funded)	0		0		1	
Secretary (Not Funded)	0		0		1	
TOTALS	8	335,843	12	394,898	12	333,348
2008-2009 BUDGET						

**CITY OF GEORGETOWN
BUILDING INSPECTION**

12 EMPLOYEES



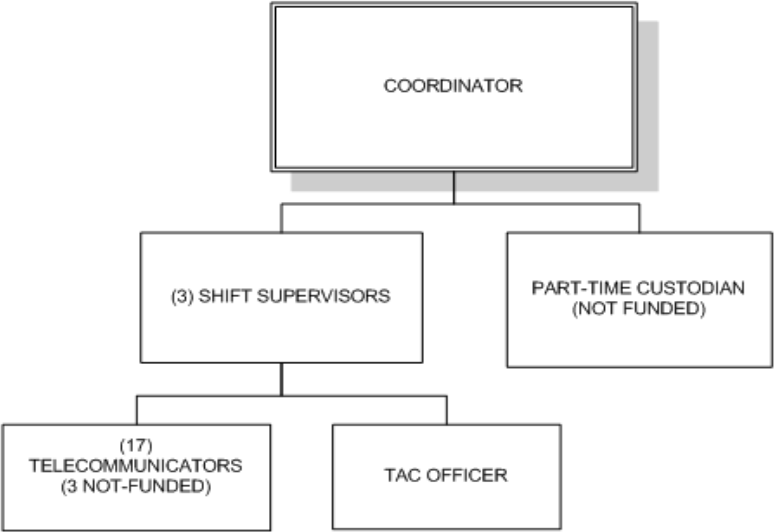
COMMUNICATIONS

EXPENDITURE CLASS	ACTUAL EXPENDITURES 2006-2007	BUDGET EXPENDITURES 2007-2008	ESTIMATED 2007-2008	BUDGET 2008-2009	BUDGET INCREASE / DECREASE
Personnel Services	561,416	656,714	566,374	573,549	(83,165)
Employee Benefits	295,499	338,436	291,127	310,796	(27,640)
Materials & Services	89,970	101,152	181,207	186,002	84,850
Transfers	-	-	-	-	-
Capital	244,008	210,000	210,000	-	(210,000)
Debt Service	-	-	-	-	-
TOTALS	1,190,893	1,306,302	1,248,708	1,070,347	(235,955)

OPERATING BUDGET						
COMMUNICATIONS						
	2006 - 2007		2007 - 2008		2008 - 2009	
Position or Title	Number	Salary Totals	Number	Salary Totals	Number	Salary Totals
PERSONNEL COSTS		561,413		656,714		573,549
Coordinator	1		1		1	
Shift Supervisor	3		3		3	
Telecommunicators	17		17		14	
TAC Officer	1		1		1	
Part Time Custodian (Not-Funded)	1		1		1	
Telecommunicators (Not-Funded)	0		0		3	
TOTALS	23	561,413	23	656,714	23	573,549
2008-2009 BUDGET						

**CITY OF GEORGETOWN
COMMUNICATIONS**

23 EMPLOYEES



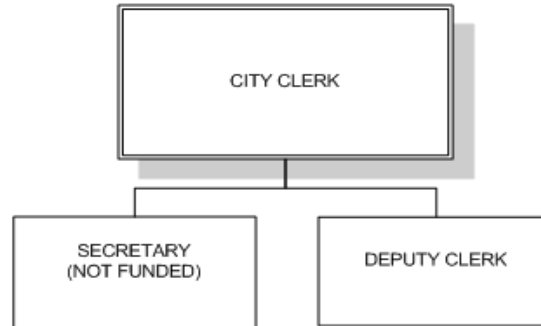
CITY CLERK

EXPENDITURE CLASS	ACTUAL EXPENDITURES 2006-2007	BUDGET EXPENDITURES 2007-2008	ESTIMATED 2007-2008	BUDGET 2008-2009	BUDGET INCREASE / DECREASE
Personnel Services	81,749	85,327	61,596	68,677	(16,650)
Employee Benefits	22,401	38,836	18,973	20,508	(18,328)
Materials & Services	64,832	82,717	73,600	106,617	23,900
Transfers	-	-	-	-	-
Capital	-	-	-	-	-
Debt Service	-	-	-	-	-
TOTALS	168,981	206,880	154,169	195,802	(11,078)

OPERATING BUDGET						
CITY CLERK						
	2006 - 2007		2007 - 2008		2008 - 2009	
Position or Title	Number	Salary Totals	Number	Salary Totals	Number	Salary Totals
PERSONNEL COSTS		81,748.84		85,327		68,677
City Clerk	1		1		1	
Deputy Clerk	0		0		1	
Secretary (Not Funded)	2		2		1	
TOTALS	3	\$ 81,748.84	3	85,327	3	68,677
2008-2009 BUDGET						

**CITY OF GEORGETOWN
CITY CLERK**

3 EMPLOYEES



LANDSCAPING

EXPENDITURE CLASS	ACTUAL EXPENDITURES 2006-2007	BUDGET EXPENDITURES 2007-2008	ESTIMATED 2007-2008	BUDGET 2008-2009	BUDGET INCREASE / DECREASE
Personnel Services	148,753	126,451	120,201	126,994	543
Employee Benefits	81,971	79,821	75,671	78,060	(1,761)
Materials & Services	46,649	71,250	71,250	55,850	(15,400)
Transfers	-	-	-	-	-
Capital	-	10,000	-	10,000	-
Debt Service	-	-	-	-	-
TOTALS	277,373	287,522	267,122	270,904	(16,618)

OPERATING BUDGET						
LANDSCAPING						
	2006 - 2007		2007 - 2008		2008 - 2009	
Position or Title	Number	Salary Totals	Number	Salary Totals	Number	Salary Totals
PERSONNEL COSTS		148,753		126,451		126,994
Supervisor	1		1		1	
Landscaper	1		1		1	
Landscape Helper	1		1		1	
Part Time (3 Unfunded for current year)	6		6		6	
TOTALS	9	148,753	9	126,451	9	126,994
2008-2009 BUDGET						

	ACTUAL 2006-2007	BUDGET 2007-2008	ESTIMATED 2007-2008	BUDGET 2008-2009	BUDGET INCREASE / DECREASE
CITY OF GEORGETOWN JOINT AGENCIES					
The Pavilion	133,600	130,000	130,000	120,000	-10,000
Ed Davis Learning Center	128,000	127,000	127,000	127,000	0
Parks & Recreation	565,000	610,000	602,158	610,000	0
Center of Town	111,100	110,000	110,000	110,000	0
Planning & Zoning	383,249	492,990	492,990	507,762	14,772
EMS	1,532,766	1,617,862	1,617,862	1,617,862	0
Ambulance Utilities	6,773	7,500	7,500	8,300	800
EMA	91,923	99,177	99,177	98,000	-1,177
Animal Shelter	187,431	220,000	220,000	220,000	0
Electrical Inspection	160,453	196,000	196,000	196,000	0
P&Z Traffic Study	0	0	125,000	46,941	46,941
Parks & Recreation Capital	113,675	99,000	99,000	20,000	-79,000
Total Agencies	3,300,295	3,610,529	3,727,687	3,681,865	51,336
Sadieville FD/EMS Station	250,000	0	0	0	0
Aquatic Center	2,405,018	400,000	537,661	0	-400,000
Aquatic Center Sewer Line	36,381	0	0	0	0
Total Other	2,691,399	400,000	537,661	0	-400,000

**The Pavilion, Ed Davis Learning Center, Parks & Recreation, and allotments to Planning and Zoning are funded directly.
The Other Departments are funded with monthly payments to Scott County Fiscal Court.**

**Capital allocated to Parks and Recreation
Total**

20,000

	ACTUAL 2006-2007	BUDGET 2007-2008	ESTIMATED 2007-2008	BUDGET 2008-2009	BUDGET INCREASE / DECREASE
COMMUNITY AGENCIES					
Comprehensive Care	6,561	4,500	4,500	4,500	0
Council of the Arts	0	2,000	2,000	2,000	0
Georgetown Readiness	1,968	1,000	1,000	1,000	0
Scott County Against Drugs	1,641	500	500	1,000	500
Bluegrass Domestic Violence	720	0	0	0	0
Check Point After School	6,561	5,000	5,000	5,000	0
Project Graduation	2,025	500	500	1,000	500
Scott County Conservation District	1,968	500	500	500	0
Growing Up Safe	985	500	500	500	0
Hazardous Household Waste	7,200	0	0	7,200	7,200
Nursing Home Ombudsman	1,130	800	800	800	0
Scott County YMCA	3,281	2,500	2,500	0	-2,500
Scott County Humane Society	1,620	0	0	0	0
Solid Waste Coordinator	5,000	5,000	5,000	5,000	0
Child Development Center	6,561	4,500	4,500	4,500	0
Ed Davis Community Inc.	810	700	700	700	0
Royal Springs Programs	4,763	4,000	4,000	4,500	500
Arts Consortium	125,000	7,000	7,000	7,000	0
SC Art League	0	2,500	2,500	2,500	0
Georgetown Choral Society	0	2,500	2,500	2,500	0
Maskrafters Community Theatre	0	2,500	2,500	2,500	0
Shack Shakin' Hoedowners	0	2,500	2,500	2,500	0
Inter-Cultural Connections	0	2,500	2,500	2,500	0
SC Arts Cultural Center	0	2,500	2,500	2,500	0
SC Children's Choir	0	2,000	2,000	2,000	0
Stage Left Artworks	0	2,500	2,500	2,500	0
Ed Davis Garden	0	500	500	500	0
Amen House	12,000	6,000	6,000	7,000	1,000
Total for Community Services	189,794	65,000	65,000	72,200	7,200
Senior Citizens	88,000	88,000	88,000	97,000	9,000
Total Senior Citizens	88,000.00	88,000.00	88,000.00	97,000.00	9,000.00
ECONOMIC DEVELOPMENT					
Scott County Airport	50,000	25,000	25,000	0	-25,000
Sister City	12,150	6,000	6,000	10,000	4,000
Georgetown / Scott County Museum	41,506	38,000	0	35,000	-3,000
Renaissance Georgetown	46,800	45,000	45,000	45,000	0
Kite Fest Program	0	0	0	16,000	16,000
Scott Education Foundation	29,250	15,000	15,000	5,000	-10,000
Chamber of Commerce	7,875	0	0	7,000	7,000
Scott County United	40,000	20,000	20,000	20,000	0
Total for Economic Development	227,581.00	149,000.00	111,000.00	138,000.00	-11,000.00

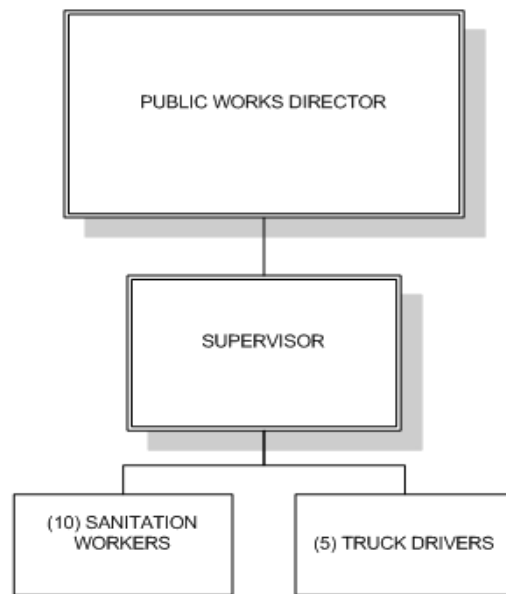
SANITATION

EXPENDITURE CLASS	ACTUAL EXPENDITURES 2006-2007	BUDGET EXPENDITURES 2007-2008	ESTIMATED 2007-2008	BUDGET 2008-2009	BUDGET INCREASE / DECREASE
Personnel Services	503,241	534,959	516,153	484,284	(50,675)
Employee Benefits	364,858	354,219	335,683	333,227	(20,992)
Materials & Services	391,990	437,154	434,154	337,300	(99,854)
Transfers	-	-	-	-	-
Capital	199,847	266,500	266,500	-	(266,500)
Debt Service	-	-	-	-	-
TOTALS	1,459,937	1,592,832	1,552,490	1,154,811	(438,021)

OPERATING BUDGET						
SANITATION						
	2006 - 2007		2007 - 2008		2008 - 2009	
Position or Title	Number	Salary Totals	Number	Salary Totals	Number	Salary Totals
PERSONNEL COSTS		503,241		534,959		484,284
Supervisor	1		1		1	
Driver	5		5		5	
Sanitation Worker	11		11		10	
TOTALS	17	\$ 503,241.00	17	534,959	16	484,284
2008-2009 BUDGET						

**CITY OF GEORGETOWN
SANITATION**

16 EMPLOYEES



SANITATION FUND

	ACTUAL 2006-2007	BUDGET 2007-2008	ESTIMATED 2007-2008	BUDGET 2008-2009	BUDGET INCREASE / DECREASE
Revenue Classifications					
Sanitation Fees	734,660	848,000	848,000	1,644,828	796,828
Herbie Curbie Revenue	3,300	0	7,013	0	0
Herbie Curbie Fee-Building Inspection	0	0	6,000	0	0
Transfer In General Fund	0	744,830	691,477	0	-744,830
Total Revenues	737,960	1,592,830	1,552,490	1,644,828	51,998

SOLID WASTE FUND

	ACTUAL 2006-2007	BUDGET 2007-2008	ESTIMATED 2007-2008	BUDGET 2008-2009	BUDGET INCREASE / DECREASE
Revenue Classifications					
Other Financial Source	1,219,379	0	0	0	0
Miscellaneous Revenue	116	0	0	0	0
Transfer in General Fund	1,403,314	383,143	412,632	404,642	21,499
Interest	1,148	1,140	1,151	1,151	11
Sims Road Income	1,860,000	0	0	0	0
Sale of Landfill	274,519	217,000	180,000	190,000	-27,000
Total Revenues	4,758,476	601,283	593,783	595,793	-5,490
Expenditures					
Professional Services	10,410	90,000	90,000	73,000	-17,000
Leachate Disposal	0	0	0	108,000	108,000
Landfill Operations	18,919	15,000	15,000	262,400	247,400
Closure & Closure Care	1,204,566	55,000	55,000	55,000	0
Utilities	0	1,300	1,300	0	-1,300
Briar Hill Project	199	400	400	400	0
PW: Sims Road Outbreak Repair	0	30,000	30,000	0	-30,000
PW: Sims Road Access Improvement	0	20,000	20,000	0	-20,000
Debt Service: Briar Hill	305,000	320,000	320,000	58,639	-261,361
Bond Interest: Briar Hill	64,383	51,720	51,720	30,617	-21,103
Bond Fee: Briar Hill	14,074	10,363	10,363	7,736	-2,627
Total for Solid Waste Expenditures	1,617,550	593,783	593,783	595,792	2,009

OTHER GOVERNMENT FUNDS

	ACTUAL 2006-2007	BUDGET 2007-2008	ESTIMATED 2007-2008	BUDGET 2008-2009	BUDGET INCREASE / DECREASE
M.A.P. Fund					
Revenue Classifications					
M.A.P. Receipts	599,137	265,000	312,600	336,286	71,286
Interest Collected	10,108	3,000	15,000	3,000	0
Total Revenue for M.A.P. Fund	609,245	268,000	327,600	339,286	71,286
M.A.P. Fund					
Expenditure Classifications					
Street Maintenance / Improvement	558,174	410,000	900,581	339,286	-70,714
Old Oxford Project	0	0	0	0	0
Total for M.A.P. Expenditures	558,174	410,000	900,581	339,286	-70,714
LGEAF Fund					
Revenue Classifications					
LGEAF Receipts	18,433	13,000	18,000	18,000	5,000
Interest	1,685	600	600	500	-100
Total Revenue for LGEAF Fund	20,118	13,600	18,600	18,500	4,900
LGEAF Fund					
Expenditure Classifications					
Street Maintenance / Improvements	0	15,000	79,374	18,500	3,500
Total for LGEAF Expenditures	0	15,000	79,374	18,500	3,500
Drug Forfeiture Fund					
Revenue Classifications					
Forfeiture Revenue	57,405	0	25,000	50,000	50,000
Parking Fines	15,296	0	0	0	0
Interest Collected	1,556	0	0	1,600	1,600
Total Revenue for Drug Forfeiture Fund	74,257	0	25,000	51,600	51,600
Drug Forfeiture Fund					
Expenditure Classifications					
Drug Forfeiture	66,378	0	30,000	50,000	50,000
Total for Drug Forfeiture Expenditures	66,378	0	30,000	50,000	50,000

CEMETERY FUND

	ACTUAL 2006-2007	BUDGET 2007-2008	ESTIMATED 2007-2008	BUDGET 2008-2009	BUDGET INCREASE (DECREASE)
Revenue Classifications					
Lot Sales	116,350	75,000	110,000	85,000	10,000
Cemetery Services	72,969	75,000	66,000	75,000	0
Scott Fiscal Court	38,132	95,815	58,355	68,719	-27,096
Transfer In: General Fund	38,132	95,815	58,355	72,047	-23,768
Transfer In: Cemetery Trust	37,500	15,000	15,000	15,000	0
Totals for Cemetery Revenue	303,082	356,630	307,710	315,766	-40,864

These are the revenue sources for the cemetery.

The Cemetery Trust is a fiduciary fund that the interest earned yearly is transferred to the Cemetery Fund. At the end of the fiscal year, the amount that the expenditures exceed the revenues is divided between the City and Scott Fiscal Court. The City's share is transferred from the General Fund.

CEMETERY

EXPENDITURE CLASS	ACTUAL EXPENDITURES 2006-2007	BUDGET EXPENDITURES 2007-2008	ESTIMATED 2007-2008	BUDGET 2008-2009	BUDGET INCREASE / DECREASE
Personnel Services	143,322	161,316	127,844	137,035	(24,281)
Employee Benefits	67,313	86,023	76,816	85,631	(392)
Materials & Services	92,531	92,050	92,050	91,600	(450)
Transfers	-	-	-	-	-
Capital	-	17,000	11,000	1,500	(15,500)
Debt Service	-	-	-	-	-
TOTALS	303,166	356,389	307,710	315,766	(40,623)

OPERATING BUDGET						
CEMETERY						
	2006 - 2007		2007 - 2008		2008 - 2009	
Position or Title	Number	Salary Totals	Number	Salary Totals	Number	Salary Totals
PERSONNEL COSTS		143,322		161,316		137,035
Sexton	1		1		1	
Equipment Operator	1		1		1	
Grounds Keeper	3		3		3	
Part Time Grounds Keeper	4		4		2	
Part Time Secretary (Not Funded)	1		1		1	
Part Time Grounds Keeper (Not Funded)	0		0		2	
TOTALS	10	143,322	10	161,316	10	137,035
2008-2009 BUDGET						

COMMUNITY PROGRAMS FUND

	ACTUAL 2006-2007	BUDGET 2007-2008	ESTIMATED 2007-2008	BUDGET 2008-2009	BUDGET INCREASE / DECREASE
Revenue Classifications					
Japanese Garden Construction	249,599	250,000	249,599	0	(250,000)
Senior Citizen Center Grant	61,743	50,000	61,743	0	(50,000)
Etterwood Sewer	1,000,000	-	-	0	-
Total Revenue	1,311,342	300,000	311,342	0	(300,000)
Expenditures					
Japanese Garden Construction	401	250,000	249,599	0	(250,000)
Senior Citizen Center Grant	38,257	50,000	61,742	0	(50,000)
Etterwood Sewer	1,000,000	-	-	0	-
Total Expenditures	1,038,658	300,000	311,341	0	(300,000)

CARDOME FUND-REVENUE ESTIMATES

	ACTUAL 2006-2007	BUDGET 2007-2008	ESTIMATED 2007-2008	BUDGET 2008-2009	BUDGET INCREASE / DECREASE
Revenue Classifications					
Rental Income	23,493	28,000	28,000	25,000	-3,000
Service Charge	2,412	0	2,000	2,000	2,000
Catering Commission	1,168	0	2,000	0	0
Catering	0	0	14,211	0	0
SC Coed	224	0	0	0	0
Rent: Childrens Montessori	21,300	21,300	21,300	21,300	0
Miscellaneous Income	2,792	1,000	2,000	1,000	0
Miscellaneous Reimburse	1,065	500	3,754	500	0
Services	1,173	500	1,686	800	300
Cardome Insurance	179	0	0	0	0
Reimbursement: Artworks Utilities	0	6,600	6,000	6,600	0
Reimbursement: Childrens Montessori Utilities	664	4,700	4,700	4,700	0
Transfer In General Fund	551,466	488,035	476,554	499,574	11,539
Big Brothers Big Sisters Utilities	0	500	500	500	0
Building Inspection Utilities	0	6,600	6,600	6,600	0
Fire Department Utilities	0	6,600	0	0	-6,600
Police Department Utilities	0	1,662	1,662	500	-1,162
Total Cardome Estimated Revenue	605,934	565,997	570,966	569,074	3,077
Kitefest Pin & T-shirt Sales	220	0	0	0	0
Kitefest Donations	0	0	0	0	0
Kitefest Intergovernment Tourism	3,000	3,000	4,400	0	-3,000
Kitefest Parking Fees	4,554	4,576	4,676	0	-4,576
Kitefest Intergovernment-City of Georgetown	0	10,000	10,000	0	-10,000
Kitefest New Sponsor	0	5,000	0	0	-5,000
Kitefest Intergovernment-County	3,500	3,000	2,000	0	-3,000
Kitefest Reimbursements	53	0	0	0	0
Kitefest Registration Fees	1,140	1,250	1,250	0	-1,250
Total Kitefest Extimated Revenue	12,466	26,826	22,326	0	-26,826
Morgans Raid Intergovernment Tourism	4,000	0	0	3,000	3,000
Morgans Raid Parking Fees	1,216	0	0	0	0
Morgans Raid Registration Fees	2,464	0	0	0	0
Morgans Raid Reimbursements	75	0	0	0	0
Morgans Raid Sponsors (Levels)	155	0	0	0	0
Morgans Raid Intergovernment City of Georgetown	0	5,000	5,000	5,000	0
Morgans Raid Intergovernmental-County	0	3,000	3,000	1,500	-1,500
Total Morgans Raid Estimated Revenue	7,910	8,000	8,000	9,500	1,500
Total Cardome Fund Estimated Revenue	626,311	600,823	601,292	578,574	-22,249

CARDOME

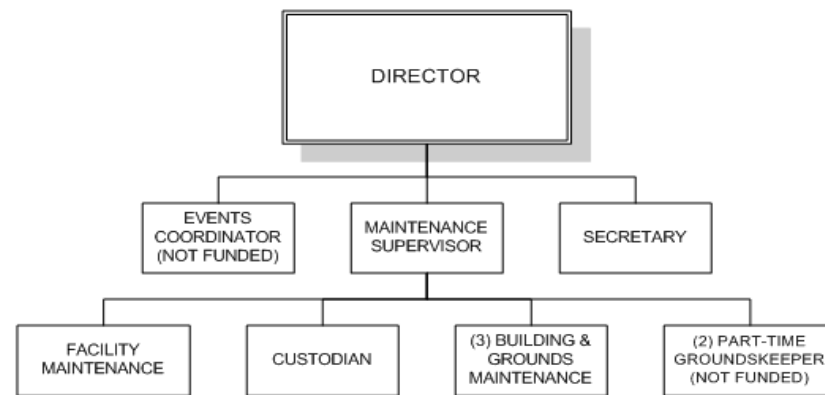
EXPENDITURE CLASS	ACTUAL EXPENDITURES 2006-2007	BUDGET EXPENDITURES 2007-2008	ESTIMATED 2007-2008	BUDGET 2008-2009	BUDGET INCREASE / DECREASE
Personnel Services	244,396	249,355	249,355	250,270	915
Employee Benefits	138,914	136,296	137,723	145,598	9,302
Materials & Services	139,206	180,768	180,191	173,207	(7,561)
Transfers	-	-	-	-	-
Capital	75,123	-	-	-	-
Debt Service	-	-	-	-	-
TOTALS	597,638	566,419	567,269	578,575	2,656

Morgan's Raid \$9,500

OPERATING BUDGET						
CARDOME						
	2006 - 2007		2007 - 2008		2008 - 2009	
Position or Title	Number	Salary Totals	Number	Salary Totals	Number	Salary Totals
PERSONNEL COSTS		244,396		249,355		250,270
Director	1		1		1	
Maintenance Supervisor	1		1		1	
Facility Maintenance Worker	1		1		1	
Secretary	1		1		1	
Building / Grounds Maintenance	3		3		3	
Custodian	1		1		1	
Events Coordinator (Not Funded)	1		1		1	
Part Time Grounds(Not funded)	2		2		2	
TOTALS	11	244,396	11	249,355	11	250,270
2008-2009 BUDGET						

**CITY OF GEORGETOWN
CARDOME**

11 EMPLOYEES



Public Safety Fund

	ACTUAL 2006-2007	BUDGET 2007-2008	ESTIMATED 2007-2008	BUDGET 2008-2009	BUDGET INCREASE / DECREASE
Revenue Classifications					
Transfer from General Fund	35,927.43	296,164	296,164	378,190	82,026.00
Safer Grant	178,639	316,710	316,710	242,190	-74,520.00
Total Other Revenue	214,566	612,874	612,874	620,380	7,506

Expenditures

Safer Grant	230,870	688,065	674,160	620,380	-67,685.00
Total Expenditures	230,870	688,065	674,160	620,380	-67,685.00

This total is the personnel and benefit costs for the nine (9) fire fighters from the safer grant received in 2006. The grant is for a five (5) year period and the City's share of the cost will increase each year.

Streetscape Grant

	ACTUAL 2006-2007	BUDGET 2007-2008	ESTIMATED 2007-2008	BUDGET 2008-2009	BUDGET INCREASE / DECREASE
Revenue Classifications					
CIP-Streetscape TEA 21 Grant	0.00	0.00	0.00	200,000.00	200,000.00
Transfer In General Fund	0.00	0.00	-	35,000.00	35,000.00
Total Revenue	0	0	0	235,000	235,000

Expenditures

CIP-Streetscape TEA 21 Project	0	0	0	235,000	235,000
Total Expenditures	0	0	0	235,000	235,000

BUSINESS PARK

	ACTUAL 2006-2007	BUDGET 2007-2008	ESTIMATED 2007-2008	BUDGET 2008-2009	BUDGET INCREASE / DECREASE
Revenue Classifications					
Donations	0	0	0	0	0
Sale of Property	42,550	500,000	839,200	0	-500,000
Grant-GOLD	0	315,600	204,000	0	-315,600
Grant-Transportation Cabinet	0	0	0	0	0
Transfer from General Fund	364,453	510,033	0	461,987	-48,046
Loan Proceeds	70,090	0	0	0	0
Totals for Business Park Revenue	477,093	1,325,633	1,043,200	461,987	-863,646
Expenditures					
Advertising & Marketing	0	5,000	5,000	0	-5,000
Professional Services	744	0	0	0	0
Signage	3,097	0	0	0	0
Maintenance & Improvements	4,775	5,000	5,000	0	-5,000
Water Services-KY American	0	0	0	155,342	155,342
Road Construction	53,465	903,600	592,540	0	-903,600
Electric	10,495	0	0	0	0
Gas Services	1,924	0	0	0	0
Totals for Business Park Expenditures	74,499	913,600	602,540	155,342	-758,258
Debt Services					
Debt Service	148,890	156,230	156,230	116,220	-40,010
Bond Interest	139,207	141,895	141,895	100,259	-41,636
Bond Fees	29,687	28,437	28,437	25,294	-3,143
Debt Service Road	37,998	39,378	39,378	31,028	-8,350
Bond Interst Road	38,533	38,088	38,088	27,001	-11,087
Bond Fees Road	8,280	8,004	8,004	6,844	-1,160
Totals for Debt Services	402,594	412,032	412,032	306,646	-105,386
Total Business Park	477,092.94	1,325,632.00	1,014,572.00	461,988.00	-863,644.00

BUSINESS PARK

REVENUE/EXPENDITURES	ACTUAL EXPENDITURES 2006-2007	BUDGET EXPENDITURES 2007-2008	ESTIMATED 2007-2008	BUDGET 2008-2009	BUDGET INCREASE / DECREASE
Materials & Services	8,615	10,000	10,000	155,342	145,342
Road Construction	53,465	903,600	592,540	0	-903,600
Debt Service	402,595	412,032	412,032	306,646	-105,386
TOTALS	464,675	1,325,632	1,014,572	461,988	-863,644